



UL TYPE  
4X, 12, 13

UL US  
LISTED  
IND. CONT. EQ.  
496Y

The **UPA 130 Power Alert** reduces the risk of **electrical arc flash** by pre-verifying the electrical isolation from outside of a control panel. Hard wired to the circuit breaker or main disconnect, the UPA flashes whenever voltage is present. Engineered with redundant circuitry, the Power Alert is powered by the same voltage that it indicates.

## OPERATION

The eight detector UPA-130 visually alerts to the presence of dangerous AC or DC (Store Energy) potentials occurring between any combination of the four monitored input lines (L1, L2, L3, GND). Two LED indicators are assigned to each input line and are designated "+" and "-". For each input line carrying an **AC potential** (bi-polar), both the "+" and "-" LEDs will be active. A DC or **Stored Energy potential** will illuminate the "+" LED for the positive line and the "-" LED for the negative line.

The UPA-130 Series is UL Listed under UL File Number E55826.

## 30mm Universal Power Alert

- Verification of Stored Energy Inside A Panel
- Redundant Circuitry
- Fits 30mm Knockout
- 40-750 VAC, 30-1000 VDC

## SPECIFICATIONS

<b>OPERATIONAL RANGE</b>	AC SINGLE OR 3-PHASE DC OR STORED ENERGY	40 to 600 VAC, 50/60/400 Hz, (LINE-TO-LINE or LINE-TO-GND) 30 to 1000 VDC, (LINE-TO-LINE or LINE-TO-GND)
<b>MAXIMUM RATED VOLTAGE</b>	750 VAC/1000 VDC (LINE-TO-LINE or LINE-TO-GND)	
<b>DETECTION THRESHOLDS</b>	29 VAC 3-Phase, 40 VAC SINGLE-Phase, 27 VDC (TYP CUTOFF)	
<b>POWER CONSUMPTION</b>	1.2 Watts @ 750 VAC (Approximately)	
<b>TEMPERATURE RATING</b>	Operate	-4° to 131°F (-20° to +55°C)
	Storage	-40° to 185°F (-40° to +85°C)
<b>ENCLOSURE</b>	Totally Encapsulated for Environment Protection	
<b>TERMINATIONS</b>	(4) 8 ft, 18 AWG 1000V, UL-1452	RED YEL BLU GRN/YEL L1 L2 L3 GRD
<b>WEIGHT</b>	7 oz.	

### INDICATOR FLASH RATES (L1, L2, L3, GND)

3- Phase Line-To-Line (VAC)	<29	30	120	240	480	600	750
Flashes/Sec (Typical)	0	1.3	4.2	5.8	7.3	8.0	8.8
DC or Stored Energy (VDC)	<27	30	48	110	300	600	1000
Flashes/Sec (Typical)	0	1.6	2.5	4.5	6.9	8.8	9.1

### GND DETECTOR THRESHOLDS (LEAKAGE ANY PHASE-TO-GROUND)

3- Phase Line-To-Line (VAC)	30	120	240	480	750
L1, L2, or L3 To Ground Continuity (OHMS)	2M	2M	3M	5M	7M
Detector Included Fault Current (µA)	7	26	38	60	67

### DETECTOR INCLUDED FAULT CURRENT (PHASE-TO-GROUND SHORT)

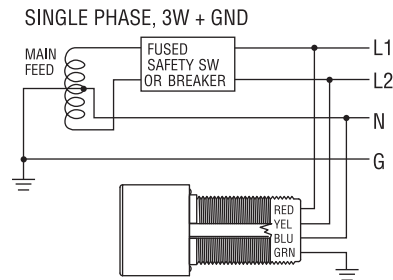
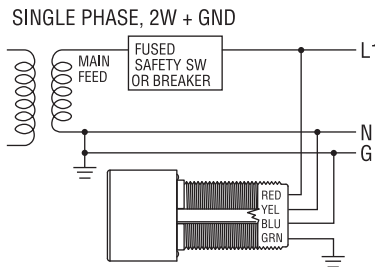
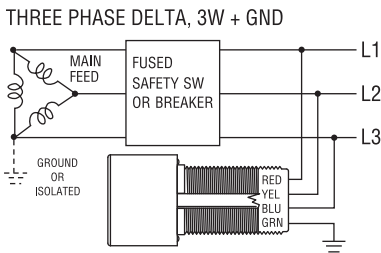
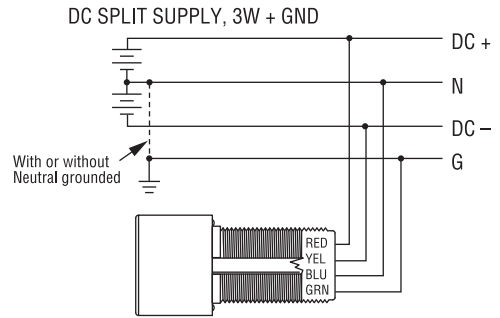
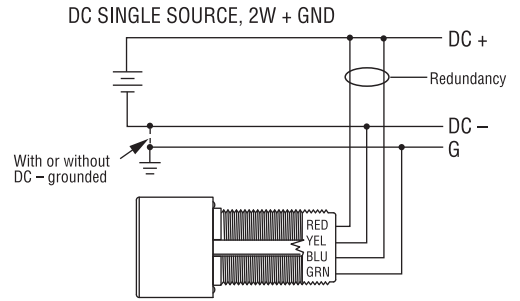
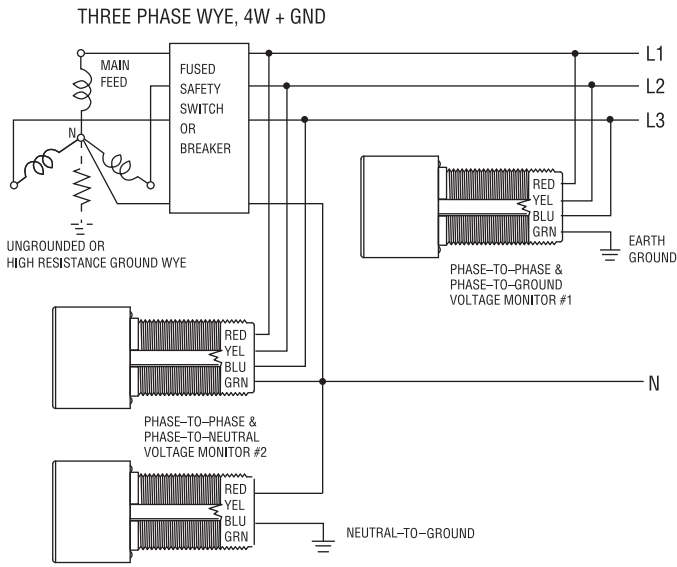
3- Phase Line-To-Line (VAC)	30	120	240	480	750
0 OHM Phase-To-Ground Current (µA)	28	108	219	455	730



## ORDERING INFORMATION

MODEL NUMBER	DESCRIPTION
UPA-130	30mm Universal Power Alert
UPA-130-DIV2	Class I, Div 2
UPA-130S	Solid ON
UPA-130-GOV	Amber LED
Accessories	
UPA-WP130	ANSI Warning Plate
UPA-BZL	Flush Mounting Kit for UPA-130 Series Flash 1-1/4" knockout

# WIRING



# DIMENSIONS (INCHES)

